

Global FX Trader

Don't Stop Me Now

Our thoughts on USD, EM FX, EUR, JPY, GBP, ZAR & INR

■ **USD: The dot blot test.** The contrast between the Fed and ECB in this forecasting round offers an important lesson for FX investors. The ECB revised its headline inflation forecasts *up* despite taking the growth forecasts *down*. Fed officials will likely do the opposite this week—revising inflation down despite much stronger growth. The key tactical question will be how durable FOMC officials think this trend can be. As the market reaction to the ECB demonstrated, FX markets focus primarily on the distribution of the forward policy profile. We think Fed officials will likely not be able to firmly close the door on further hikes or credibly open the possibility of imminent cuts just yet, which would probably lend further support to the recent Dollar trend. But, taking a step back, the pattern of these revisions represent opposing supply-side news, and that is what has underpinned the structural support for the Dollar. We have consistently argued that for the Dollar to decline it will require better capital return prospects abroad, and that does not appear imminent. Weaker growth and lingering inflation pressures are hardly an appealing investment environment. Looking forward, our baseline forecasts still embed an expectation that this picture will become more balanced, and we may be beginning to see some signs of that in the impulse from China. However, for now our views are still most consistent with a 'discerning Dollar' backdrop—room to run for the cyclical currencies, but the majors lagging behind.

■ **EM FX: The return of COP's oil beta.** Oil prices have become an important differentiator of FX performance in recent weeks as they stand close to 30% higher since the end of June. We recently refreshed our estimates of EM FX betas to oil prices and have found that while FX oil betas had started to increase in 2021, this move stalled out for most of 2022 as the sharp rise in the Dollar was the dominant driver of FX markets. For this reason, the beta of relative value (RV) expressions remained higher through 2022. However, with the Dollar trading in a more range-bound fashion over the past year, oil betas have increased again for most of the oil exporter currencies (but they have decreased for others like MXN). The clearest trend in recent months has been the return of COP's oil beta: this beta was muted through 2022 due to increased domestic political risk premium but it has now risen close to historic highs over the past decade. And, in line with this, the Peso is trading near its strongest levels YTD.

Kamakshya Trivedi
+44(20)7051-4005 |
kamakshya.trivedi@gs.com
Goldman Sachs International

Danny Suwanapruti
+65-6889-1987 |
danny.suwanapruti@gs.com
Goldman Sachs (Singapore) Pte

Michael Cahill
+44(20)7552-8314 |
michael.e.cahill@gs.com
Goldman Sachs International

Karen Reichgott Fishman
+1(212)855-6006 |
karen.fishman@gs.com
Goldman Sachs & Co. LLC

Sara Grut
+44(20)7774-8622 | sara.grut@gs.com
Goldman Sachs International

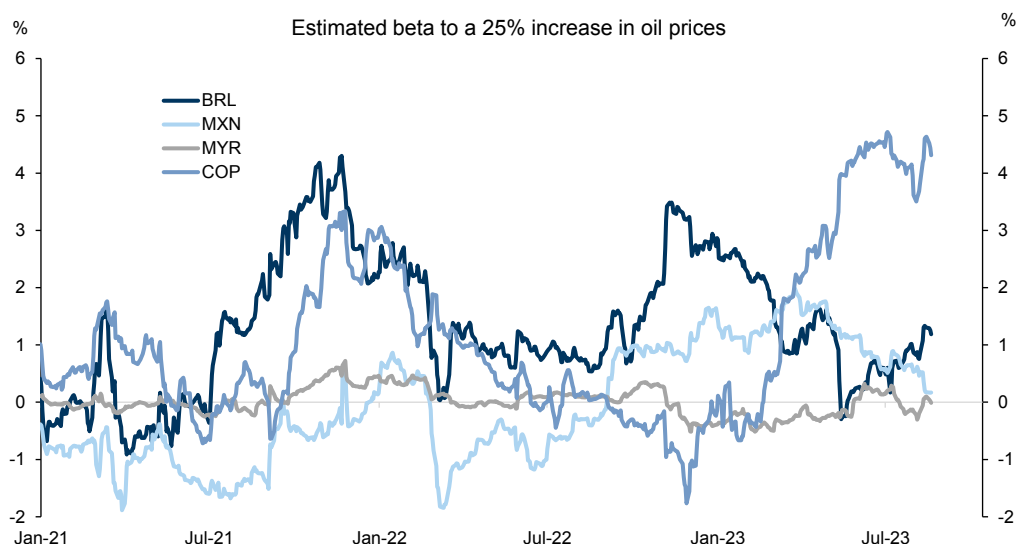
Teresa Alves
+44(20)7051-7566 |
teresa.alves@gs.com
Goldman Sachs International

Isabella Rosenberg
+1(212)357-7628 |
isabella.rosenberg@gs.com
Goldman Sachs & Co. LLC

Lexi Kanter
+1(212)855-9701 |
alexandra.kanter@gs.com
Goldman Sachs & Co. LLC

As a result, it is the highest oil beta in EM FX by a wide margin, followed by BRL (Exhibit 1). In Asia, the MYR is unlikely to benefit significantly from higher oil prices given its sensitivity to CNY and the USD liquidity hoarding by exporters. Within the oil importer currencies we find that a combination of FX policy and other commodities' moves are behind the recent changes in FX betas to oil price moves. For the INR, the typically negative relationship between FX performance and oil prices has been muted by the RBI's FX management. For CEE FX, the sharp and volatile rise in European natural gas prices last year meant that the relationship between CEE FX and oil prices was less strong than otherwise and, as a result, currently oil betas screen as slightly positive here. With more range-bound natural gas prices and European growth remaining subdued, we think the impact of oil on CEE FX should turn more negative again, as we have seen in the price action over the last couple of weeks. For the CLP, the oil beta is close to historic lows, which likely reflects the recent decoupling between oil and copper price developments. Overall, our current relative value trade recommendations within FX (long COP & BRL vs CNY and short EUR/CAD) are positively exposed to increasing oil prices and have traded resiliently through the recent bout of Dollar strength.

Exhibit 1: COP's beta to oil prices has risen sharply this year and is the highest in EM FX by a wide margin



Estimated betas to a 25% increase in the price of oil, using a 6-month rolling sample window, and controlling for shifts in other key global market variables.

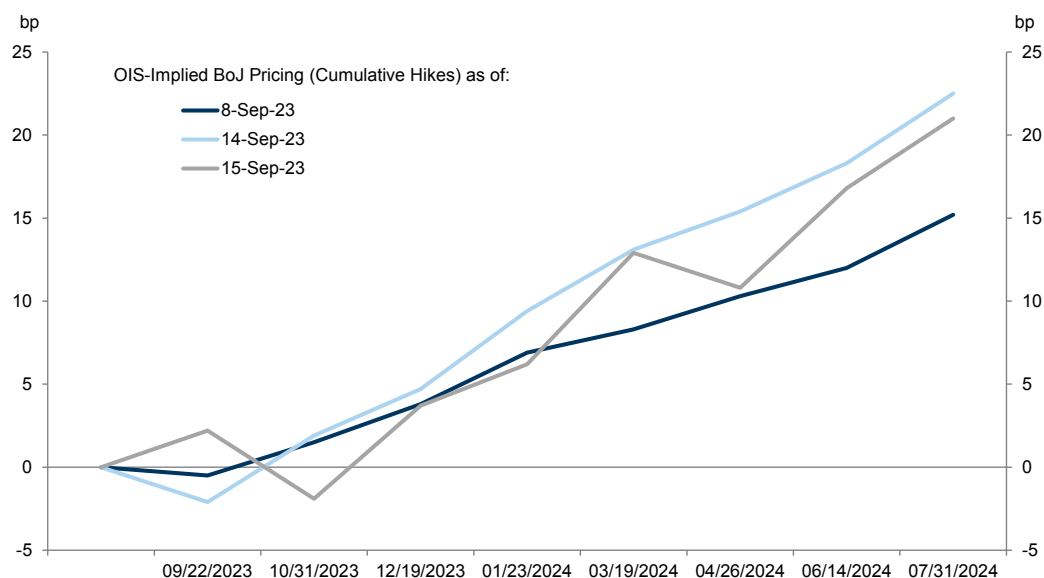
Source: Bloomberg, Goldman Sachs Global Investment Research

- **EUR: The last hike is the weakest.** The ECB manufactured another rate hike, but you would hardly know it from the market reaction. We think the market's response is sensible, and downside EUR momentum can continue in the near term. Central banks tend to focus on the action (in this case, a hike to "reinforce progress towards [the inflation] target"), but we have demonstrated that markets respond more to the direction of travel. Slowing down is easing. Signaling a pause—or in this case, showing more sensitivity to slowing growth data—also tends to be treated as an easing step. Markets are forward looking, and policy biases "tilt the tables" of the

market response to future data. In this case, the ECB's new guidance presents a high bar to additional hikes in the near term. Importantly, the ECB has also opened the left tail of the distribution. With the length of the pause now tied to the activity outlook, further disappointments would naturally lead the market to explore the possibility of earlier rate cuts. Our economists expect growth to stabilize around here before strengthening next year, which underpins their call for a long pause. But the fact that cuts are now on the table will change market behavior and that is important for the Euro outlook. We maintain our recommendation to go short EUR/CAD, with a target of 1.42. We think that cross should capture the theme of US outperformance, a more balanced Fed decision, and a relatively benign risk environment. It also offers a reliable hedge against one of the key risks to growth sentiment—higher oil prices. A firm inflation print in Canada next week, as we expect, would also support the trade. We are tightening the stop on our trade recommendation to 1.46 to lock in potential returns following a series of positive catalysts.

- **JPY: Searching for hawks.** Since Governor Ueda's interview that was published last weekend, there has been increased interest in short cross-JPY positions, leaning into the ideas that JPY weakness has gone too far for domestic policymakers and the end to negative rates could come sooner than expected. While the new mentions of a possible decision on exiting NIRP by "year-end" and the potential for it to happen before the end of YCC in particular got markets excited, it has become clearer that the comments were not meant to pull forward market pricing as much as they did (Exhibit 2). In fact, our economists still believe the most likely path for policy will be an exit from YCC in April 2024 and an end to negative rates only in spring 2025—well past current market expectations. For that reason, and more importantly due to our baseline of lower rate vol and supportive risk sentiment over the next 6 months, we expect to see the Yen gradually weaken without a more substantial policy shift from the BoJ. Next week's meeting could drive some further excitement in JPY longs if the statement adds a reference to recent currency weakness (rather than just exchange rate vol), and especially if the guidance is changed to put rate hikes more deliberately on the table. But our baseline remains that markets will continue to be disappointed by the slow pace of normalization. More generally, we expect to see some back-and-forth on the path to our 3m forecast of 150, with more verbal pushback and signals of an earlier policy shift if the market moves towards and through those levels quickly, though the impact will likely be limited and short-lived without an actual shift.

Exhibit 2: Markets initially got excited about a more hawkish BoJ, though nearer-term expectations have tempered once again

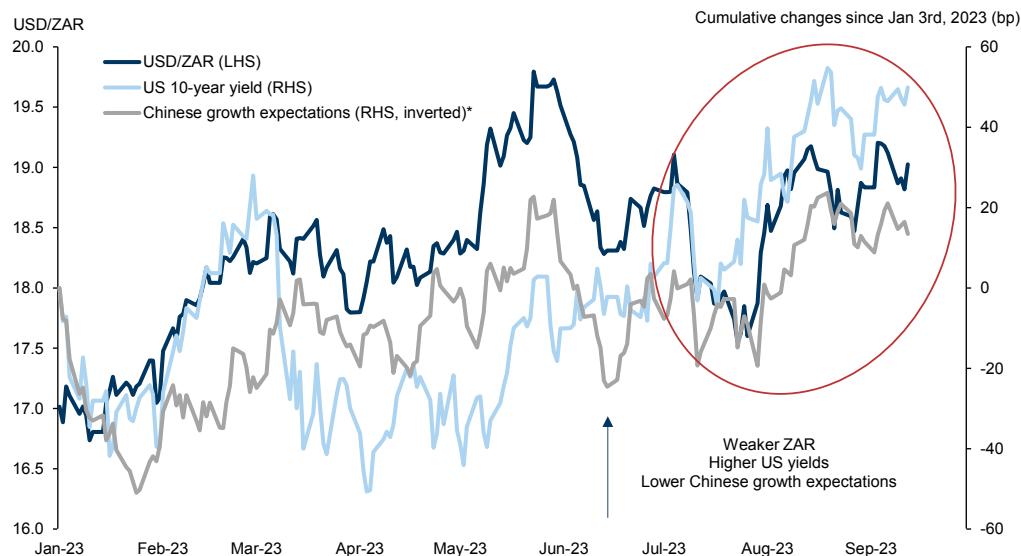


Source: Bloomberg, Goldman Sachs Global Investment Research

- **GBP: Tears for the Kingdom.** This week's dovish guidance from the ECB saw GBP weaken against the Dollar and flat against Euro, as markets read through to the upcoming BoE meeting. Our economists expect the BoE to hike by 25bps next week. On balance, we think elevated inflation and high wage growth should pull the BoE into a hike—unless August CPI surprises materially to the downside—though labor market activity has cooled notably since the last meeting. Policymakers have voiced dovish views on the path of policy ahead as well, emphasizing a preference to hold rates higher for longer rather than additional hikes. While a stronger currency would ultimately support the BoE's goal to get inflation to target, the latest communication and policy has had the opposite effect. In order to see greater Sterling strength, we think that the cyclical picture in Europe needs to improve, and the Bank of England needs to pursue a more hawkish policy path. Unfortunately, neither of those seem likely to shift in the near-term, meaning that a flattish EUR/GBP could persist for longer.
- **ZAR: At the centre of the divergence.** With its high beta to Chinese growth expectations, the broad Dollar and US yields, the Rand has been among the currencies most impacted by the divergence between the US and the Chinese growth outlooks that has been driving FX markets. This has meant that USD/ZAR is now back trading close to year-to-date highs and the path there has been quite volatile (Exhibit 3). While earlier this year 'local' factors were dominating the Rand narrative, we think the 'global' factors (in particular, whether the US-China growth outlook becomes less divergent) will remain in the driver's seat for the Rand going forward. For this reason, barring a significant surprise, we do not expect next week's SARB meeting to have a large FX impact. With the disinflation process well underway, the SARB's trade-off has become less severe and the probability of a negative feedback loop between rates, growth and the FX has decreased

significantly. And, in relative terms, the difference in FX carry between ZAR and its high-carry EM peers is now less negative than earlier this year. While high-frequency data for Q3 has pointed to some sequential weakening, Q2 GDP was stronger than expected, with our economists revising their 2023 growth forecast to 0.9% (from 0.4% previously). Turning back to the global backdrop, with USD/ZAR trading around 19, we think a significant amount of negativity is already in the price and pressures on the Rand should ease as the Chinese data starts showing signs of stabilisation. Plus, the automatic stabiliser role of domestic investors has previously kicked in at similar spot levels and could trigger a sharp reversal. However, given the resilience of the cyclical picture in the US, we expect US yields to remain well-supported, which would limit the room for Rand appreciation. In sum, if we start getting more signs of a stabilisation in the China growth outlook, we would expect the Rand (together with KRW) to recoup some of the recent losses.

Exhibit 3: The combination of downgrades to Chinese growth expectations, rising US yields and a stronger Dollar have pushed USD/ZAR close to YTD highs



*Series represents cumulative changes to our market-based proxy of Chinese growth expectations. This is the first principal component (PC1) of A- and H-shares, Copper, AUD

Source: Bloomberg, Goldman Sachs Global Investment Research

- **INR: Waiting on a weighty decision.** High-yielding Asian currencies (such as INR, PHP and IDR) underperformed NJA FX over the past week reflecting a muted drag from oil prices (see oil bullet above). Even though August inflation declined sharply below consensus expectations to 6.8% yoy (versus 7.4% y/y in July) driven by a sharp sequential contraction in vegetable prices, and RBI core inflation also continued to edge lower to 4.8% from 4.9% in July, INR OIS rates and USD/INR crept higher as oil prices moved above USD 90/bbl. Given that India is one of the largest net oil importers in the region, and thus higher energy prices adversely affect inflation and the current account deficit, pressure on the INR may persist in an environment of a firm USD and increasing oil prices. But the sensitivity is likely to be moderated since we expect the RBI to lean against currency volatility. One

important offset to these pressures could be an index inclusion announcement. September is the index review season for the GBI-EM Global Diversified index and India will again be considered for eligibility. We think that India's inclusion would be welcomed by many end-investors and the index provider as it would potentially be adding a high-yield, relatively deep and liquid market to the index. However, the reason why it was not included in previous years was due to accessibility / operational issues. In our assessment there has been no significant progress on these issues, so India should remain on the watch list. The tax rate for non-residents is higher from a year ago as the authorities removed tax concessions thereby aligning capital gains tax with resident Indians. Although the removal of taxes is not pre-requisite for eligibility, it may be perceived as further adding to the accessibility issues. In the event that India is included, we think there should be significant lead time between announcement and actual inclusion. Given its size, we think its weight will ultimately go to 10% (over the phase-in period, which is 1% per month over 10-months). This should prompt around USD 30bn of passive inflows as a one-off stock adjustment. But the wait for that is likely to go on.

Global FX Forecasts

	Current Spot	3-Month Horizon		6-Month Horizon		12-Month Horizon		Longer-term Forecasts (eop)		
		Forward	Forecast	Forward	Forecast	Forward	Forecast	2024	2025	2026
G10										
EUR/\$	1.06	1.07	1.07	1.07	1.10	1.08	1.12	1.15	1.15	1.15
£/\$	1.24	1.24	1.24	1.24	1.29	1.24	1.33	1.31	1.35	1.34
AUD/\$	0.64	0.65	0.65	0.65	0.68	0.65	0.71	0.73	0.75	0.80
NZD/\$	0.59	0.59	0.61	0.59	0.62	0.59	0.64	0.65	0.67	0.70
\$/CAD	1.35	1.35	1.34	1.35	1.30	1.34	1.28	1.28	1.23	1.20
\$/CHF	0.90	0.89	0.89	0.88	0.85	0.86	0.83	0.81	0.81	0.81
\$/NOK	10.73	10.71	11.03	10.68	10.36	10.64	9.91	9.39	8.87	8.35
\$/SEK	11.19	11.14	11.12	11.09	10.55	11.02	10.09	9.57	9.04	8.70
\$/JPY	147	145	150	143	155	139	150	135	125	115
EMEA										
\$/CZK	23.1	23.1	22.7	23.1	22.3	23.1	22.1	21.7	22.6	23.5
\$/HUF	361	367	346	370	332	374	326	317	313	313
\$/PLN	4.35	4.37	4.35	4.38	4.18	4.38	4.06	3.96	3.91	3.91
\$/RON	4.67	4.68	4.63	4.69	4.50	4.70	4.46	4.39	4.43	4.48
\$/RUB	99.84	99.84	91.00	104.19	94.00	111.92	98.00	92.00	92.00	92.00
\$/UAH	36.9	39.8	36.6	43.2	42.0	49.4	50.0	52.5	55.0	57.5
\$/TRY	26.95	29.22	28.00	31.75	29.00	37.48	30.00	30.00	31.00	31.00
\$/ILS	3.82	3.81	3.70	3.79	3.60	3.75	3.60	3.50	3.45	3.40
\$/ZAR	19.02	19.17	17.50	19.31	17.00	19.59	16.75	16.00	15.00	14.00
\$/NGN	770	805	750	845	750	913	750	750	750	750
Americas										
\$/ARS	350	555	700	815	900	1023	1100	1100	1100	1100
\$/BRL	4.87	4.93	4.60	4.97	4.40	5.06	4.40	4.50	4.50	4.50
\$/MXN	17.11	17.38	17.00	17.66	17.25	18.21	17.25	18.00	18.50	18.50
\$/CLP	889	897	775	901	775	904	770	800	775	750
\$/PEN	3.71	3.73	3.90	3.75	3.90	3.76	3.80	3.75	3.65	3.55
\$/COP	3921	4011	3800	4091	3700	4237	3700	3800	3800	3700
Asia										
\$/CNY	7.28	7.23	7.30	7.20	7.20	7.12	7.00	6.70	6.50	6.40
\$/HKD	7.83	7.81	7.80	7.80	7.80	7.78	7.80	7.80	7.80	7.80
\$/INR	83.04	83.46	83.00	83.76	82.00	84.62	82.00	80.00	79.00	78.00
\$/KRW	1326	1319	1250	1311	1230	1297	1220	1200	1180	1150
\$/MYR	4.68	4.65	4.75	4.62	4.70	4.58	4.60	4.40	4.30	4.20
\$/SGD	1.36	1.36	1.34	1.35	1.33	1.34	1.30	1.29	1.27	1.25
\$/TWD	31.9	31.7	30.5	31.4	30.0	30.8	30.0	31.0	30.0	29.0
\$/THB	35.79	35.55	33.50	35.25	32.50	34.71	32.00	34.00	34.00	34.00
\$/IDR	15355	15414	15500	15439	15300	15494	15000	14500	14400	14200
\$/PHP	56.76	56.80	56.00	56.89	55.50	57.05	55.00	55.00	58.00	58.00
Euro Crosses										
EUR/GBP	0.86	0.86	0.86	0.86	0.85	0.87	0.84	0.88	0.85	0.86
EUR/CHF	0.95	0.95	0.95	0.94	0.94	0.93	0.93	0.93	0.93	0.93
EUR/NOK	11.43	11.44	11.80	11.47	11.40	11.52	11.10	10.80	10.20	9.60
EUR/SEK	11.91	11.91	11.90	11.91	11.60	11.93	11.30	11.00	10.40	10.00
EUR/CZK	24.54	24.72	24.25	24.83	24.50	24.97	24.75	25.00	26.00	27.00
EUR/HUF	384	392	370	397	365	405	365	365	360	360
EUR/PLN	4.63	4.67	4.65	4.70	4.60	4.75	4.55	4.55	4.50	4.50
EUR/RON	4.97	5.00	4.95	5.03	4.95	5.09	5.00	5.05	5.10	5.15
EUR/RUB	106.3	106.7	97.4	111.8	103.4	121.2	109.8	109.8	105.8	105.8

Note: Spot values are as of Thursday's close.

See dynamic table here (or click image above): <https://publishing.gs.com/content/themes/fx-forecasts.html>

Source: Goldman Sachs Global Investment Research

Return Forecasts & Valuations

	Current Spot	Forecast: 12-Month Return (%)				GSDEER			GSFEER			Average Estimate	PPP+
		Spot	Carry	Total	NEER	Estimate	Misalignment		Estimate	Misalignment			
							Bilateral	Trade-Weighted		Bilateral	Trade-Weighted		
G10													
EUR/\$	1.06	5.2	-1.7	3.4	-0.4	1.23	-14%	6%	1.21	-12%	5%	1.23	1.45
GBP/\$	1.24	7.4	0.0	7.5	2.3	1.28	-3%	17%	1.32	-6%	11%	1.29	1.48
AUD/\$	0.64	10.2	-1.1	9.0	6.6	0.92	-30%	-12%	0.85	-24%	-10%	0.89	0.70
NZD/\$	0.59	8.3	0.0	8.3	4.3	0.68	-14%	7%	0.75	-22%	-5%	0.71	0.68
\$/CAD	1.37	5.5	-0.5	5.1	5.6	1.22	-11%	-4%	1.28	-7%	-1%	1.24	1.19
\$/CHF	0.89	7.9	-3.7	3.8	4.5	0.91	2%	18%	0.81	-9%	4%	0.87	1.03
\$/NOK	10.71	8.3	-0.9	7.4	3.4	5.98	-44%	-32%	6.68	-38%	-33%	6.26	12.44
\$/SEK	11.15	10.9	-1.5	9.2	6.2	6.89	-38%	-25%	8.74	-22%	-5%	7.63	8.88
\$/JPY	147	-1.7	-5.6	-7.2	-5.9	92	-38%	-26%	112	-24%	-11%	100	91
EMEA													
\$/CZK	22.8	3.1	0.2	3.2	-1.0	24.8	9%	29%	21.7	-5%	10%	23.5	17.3
\$/HUF	362	11.0	4.0	15.5	7.0	305	-16%	1%	343	-5%	11%	320	217
\$/PLN	4.33	6.5	0.8	7.3	2.5	3.59	-17%	-1%	3.8	-13%	5%	3.66	2.71
\$/RON	4.64	4.0	0.6	4.6	--	--	--	--	--	--	--	--	--
\$/RUB	102.17	4.3	12.3	17.1	0.9	65.01	-36%	-17%	75.11	-26%	-8%	69.05	47.57
\$/UAH	36.9	-26.2	33.7	7.6	--	--	--	--	--	--	--	--	--
\$/TRY	26.84	-10.5	35.0	20.7	-13.9	10.86	-60%	-53%	18.11	-33%	-22%	13.76	8.71
\$/ILS	3.85	7.0	-1.9	5.0	4.2	3.45	-10%	6%	3.13	-19%	-6%	3.32	4.32
\$/ZAR	19.18	14.5	3.1	18.0	10.5	10.59	-45%	-36%	14.8	-23%	-5%	12.27	16.24
\$/NGN	777	3.6	14.9	18.5	--	--	--	--	--	--	--	--	--
Americas													
\$/ARS	350.0	-68.2	187.7	119.5	-69.9	--	--	--	--	--	--	--	--
\$/BRL	4.98	13.2	4.0	17.7	16.3	3.79	-24%	-7%	4.60	-8%	9%	4.11	5.66
\$/MXN	17.60	2.0	6.5	8.7	0.5	18.67	6%	17%	17.66	0%	11%	18.26	18.66
\$/CLP	885	14.9	1.8	17.0	15.8	616	-30%	-17%	855	-3%	14%	712	819
\$/PEN	3.71	-2.4	1.2	-1.2	-2.1	3.14	-15%	-1%	3.40	-8%	4%	3.24	4.26
\$/COP	4039	9.2	7.6	17.5	8.2	3019	-25%	-11%	4103	2%	12%	3453	3279
Asia													
\$/CNY	7.33	4.7	-2.4	2.2	0.5	5.06	-31%	-17%	5.85	-20%	-6%	5.38	7.44
\$/HKD	7.84	0.5	-0.7	-0.2	-3.6	7.16	-9%	17%	7.10	-9%	8%	7.14	5.69
\$/INR	83.21	1.5	1.7	3.2	-1.8	76.64	-8%	8%	73.19	-12%	6%	75.26	72.61
\$/KRW	1335	9.5	-2.2	7.1	6.0	1252	-6%	18%	1129	-15%	2%	1203	917
\$/MYR	4.68	1.7	-2.2	-0.6	-2.5	3.24	-31%	-16%	4.03	-14%	2%	3.55	2.34
\$/SGD	1.37	5.1	-1.8	3.2	1.4	1.38	1%	22%	1.26	-8%	10%	1.33	0.69
\$/TWD	32.0	6.7	-3.0	3.5	3.3	26.5	-17%	5%	25.9	-19%	-5%	26.3	14.5
\$/THB	35.61	11.3	-2.9	8.0	8.0	32.41	-9%	12%	31.60	-11%	7%	32.09	21.70
\$/IDR	15325	2.2	0.9	3.0	-1.5	13939	-9%	11%	12560	-18%	-3%	13388	11322
\$/PHP	56.80	3.3	0.6	3.9	-0.2	55.27	-3%	19%	55.32	-3%	13%	55.29	52.43
Euro Crosses													
EUR/GBP	0.86	2.1	1.9	4.0	2.3	0.96	12%	17%	0.92	8%	11%	0.95	0.98
EUR/CHF	0.95	2.7	-2.0	0.7	4.5	1.12	17%	18%	0.99	3%	4%	1.07	1.50
EUR/NOK	11.46	3.2	1.1	4.3	3.4	7.37	-36%	-32%	8.11	-29%	-33%	7.67	18.09
EUR/SEK	11.92	5.5	0.3	5.8	6.2	8.50	-29%	-25%	10.61	-11%	-5%	9.34	12.90
EUR/CZK	24.36	-1.6	5.9	4.3	-1.0	30.57	25%	29%	26.32	8%	10%	28.87	25.20
EUR/HUF	387	6.0	5.9	11.9	7.0	375	-3%	1%	416	8%	11%	392	316
EUR/PLN	4.63	1.7	2.6	4.3	2.5	4.43	-4%	-1%	4.6	-1%	5%	4.49	3.94
EUR/RON	4.96	-0.7	2.4	1.7	--	--	--	--	--	--	--	--	--
EUR/RUB	109.3	-0.4	14.1	13.7	0.9	80.2	-27%	-17%	91.2	-17%	-8%	84.6	--
Addendum													
USD	--	-5.8	-1.5	-7.2	-4.4	--	--	19%	--	--	12%	--	--

Note: USD returns average of all other currencies (except ARS, NGN and UAH) with opposite sign; *EM estimates adjusted for per capita income. Spot values as of Thursday.

See dynamic table here (or click image above): <https://publishing.gs.com/content/themes/table.html?criteriaKey=1k2HGqS2h>

Source: Goldman Sachs Global Investment Research

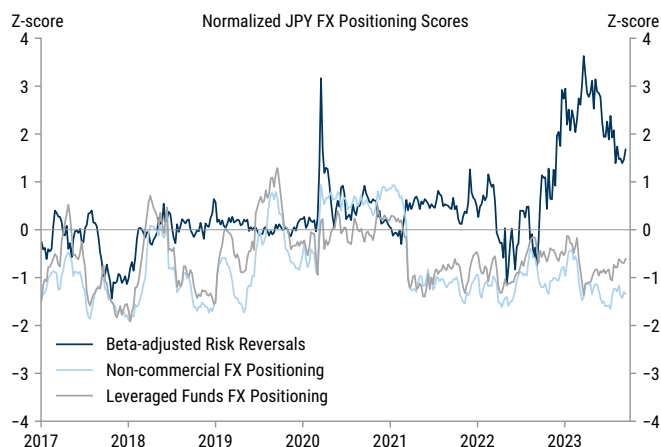
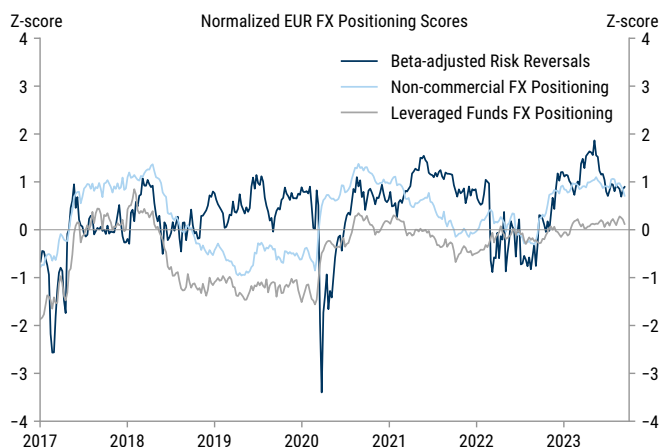
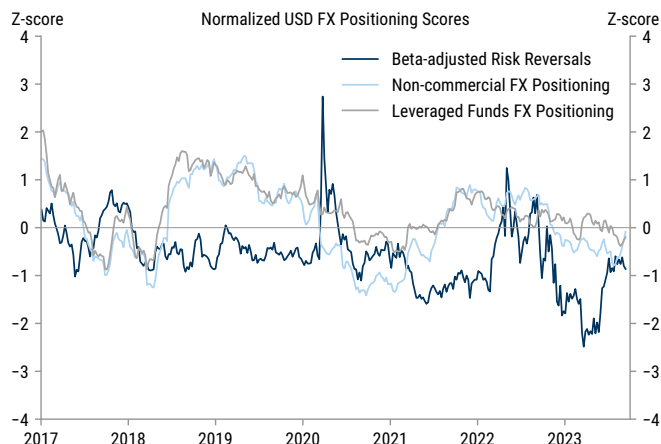
FX Positioning

Weekly IMM Futures Positioning

Currency	Spot Rate	Net Futures Length									Sentiment Index* (SI)	Last Week
		Non-Commercial			Asset Managers			Leveraged Funds				
		\$bn	% of OI	Chg. (\$bn)	\$bn	% of OI	Chg. (\$bn)	\$bn	% of OI	Chg. (\$bn)		
EUR	1.08	15.2	15.7	-3.1	46.1	47.7	-1.3	1.8	1.9	-1.4	67.4	77.1
GBP	1.25	3.6	22.0	-0.0	0.6	3.6	-0.4	3.2	19.5	-0.2	87.8	88.0
AUD	0.64	-5.1	-33.9	0.2	-6.3	-41.6	-0.1	0.2	1.4	0.1	11.1	7.4
NZD	0.59	-0.9	-24.1	-0.0	-1.7	-47.6	-0.1	0.2	6.2	-0.0	14.0	15.6
CAD	1.36	-3.1	-20.5	-1.3	-5.5	-36.5	-1.4	0.3	1.9	-0.5	15.5	31.3
CHF	0.89	-1.3	-19.1	-0.6	-2.2	-31.6	-0.4	0.5	8.0	0.0	30.9	41.9
JPY	147.08	-8.4	-38.3	-0.2	-3.9	-17.8	-0.3	-3.0	-13.7	0.5	11.4	12.3
MXN	17.22	1.9	29.9	0.0	3.6	54.7	-0.3	1.1	17.0	0.1	80.0	80.3
BRL	4.95	0.3	38.1	-0.0	0.2	25.1	-0.0	0.1	15.2	-0.0	52.6	53.5
RUB	96.0											
USD		-2.3	-1.2	4.9	-30.9	-16.9	4.4	-4.5	-2.4	1.3		
Implied EUR Crosses												
EUR/GBP	0.86	11.6		-3.0	45.5		-0.9	-1.4		-1.3		
EUR/CHF	0.96	16.5		-2.5	48.2		-0.9	1.3		-1.4		
EUR/JPY	158.18	23.6		-2.9	50.0		-1.0	4.8		-1.9		

Normalized G10 FX Positioning Scores

Currency	Futures	Risk Reversals**	Average
USD	-0.25	-0.8	-0.53
EUR	0.82	0.85	0.83
GBP	0.96	0.83	0.89
AUD	-1.17	0.97	-0.1
NZD	-0.75	0.93	0.09
CAD	-0.55	0.4	-0.07
CHF	-0.45	1.43	0.49
NOK		0.79	0.79
SEK		0.54	0.54
JPY	-1.38	1.47	0.04



*Our Sentiment Index scales non-commercial net speculative positioning relative to the rolling three-year minimum and maximum of net positioning. ** Beta-adjusted risk reversals.

Source: Bloomberg, Haver Analytics, Goldman Sachs Global Investment Research

Disclosure Appendix

Reg AC

We, Kamakshya Trivedi, Danny Suwanpruti, Michael Cahill, Karen Reichgott Fishman, Sara Grut, Teresa Alves, Isabella Rosenberg and Lexi Kanter, hereby certify that all of the views expressed in this report accurately reflect our personal views, which have not been influenced by considerations of the firm's business or client relationships.

Unless otherwise stated, the individuals listed on the cover page of this report are analysts in Goldman Sachs' Global Investment Research division.

Disclosures

Regulatory disclosures

Disclosures required by United States laws and regulations

See company-specific regulatory disclosures above for any of the following disclosures required as to companies referred to in this report: manager or co-manager in a pending transaction; 1% or other ownership; compensation for certain services; types of client relationships; managed/co-managed public offerings in prior periods; directorships; for equity securities, market making and/or specialist role. Goldman Sachs trades or may trade as a principal in debt securities (or in related derivatives) of issuers discussed in this report.

The following are additional required disclosures: **Ownership and material conflicts of interest:** Goldman Sachs policy prohibits its analysts, professionals reporting to analysts and members of their households from owning securities of any company in the analyst's area of coverage.

Analyst compensation: Analysts are paid in part based on the profitability of Goldman Sachs, which includes investment banking revenues. **Analyst as officer or director:** Goldman Sachs policy generally prohibits its analysts, persons reporting to analysts or members of their households from serving as an officer, director or advisor of any company in the analyst's area of coverage. **Non-U.S. Analysts:** Non-U.S. analysts may not be associated persons of Goldman Sachs & Co. LLC and therefore may not be subject to FINRA Rule 2241 or FINRA Rule 2242 restrictions on communications with subject company, public appearances and trading securities held by the analysts.

Additional disclosures required under the laws and regulations of jurisdictions other than the United States

The following disclosures are those required by the jurisdiction indicated, except to the extent already made above pursuant to United States laws and regulations. **Australia:** Goldman Sachs Australia Pty Ltd and its affiliates are not authorised deposit-taking institutions (as that term is defined in the Banking Act 1959 (Cth)) in Australia and do not provide banking services, nor carry on a banking business, in Australia. This research, and any access to it, is intended only for "wholesale clients" within the meaning of the Australian Corporations Act, unless otherwise agreed by Goldman Sachs. In producing research reports, members of Global Investment Research of Goldman Sachs Australia may attend site visits and other meetings hosted by the companies and other entities which are the subject of its research reports. In some instances the costs of such site visits or meetings may be met in part or in whole by the issuers concerned if Goldman Sachs Australia considers it is appropriate and reasonable in the specific circumstances relating to the site visit or meeting. To the extent that the contents of this document contains any financial product advice, it is general advice only and has been prepared by Goldman Sachs without taking into account a client's objectives, financial situation or needs. A client should, before acting on any such advice, consider the appropriateness of the advice having regard to the client's own objectives, financial situation and needs. A copy of certain Goldman Sachs Australia and New Zealand disclosure of interests and a copy of Goldman Sachs' Australian Sell-Side Research Independence Policy Statement are available at: <https://www.goldmansachs.com/disclosures/australia-new-zealand/index.html>. **Brazil:** Disclosure information in relation to CVM Resolution n. 20 is available at <https://www.gs.com/worldwide/brazil/area/gir/index.html>. Where applicable, the Brazil-registered analyst primarily responsible for the content of this research report, as defined in Article 20 of CVM Resolution n. 20, is the first author named at the beginning of this report, unless indicated otherwise at the end of the text. **Canada:** This information is being provided to you for information purposes only and is not, and under no circumstances should be construed as, an advertisement, offering or solicitation by Goldman Sachs & Co. LLC for purchasers of securities in Canada to trade in any Canadian security. Goldman Sachs & Co. LLC is not registered as a dealer in any jurisdiction in Canada under applicable Canadian securities laws and generally is not permitted to trade in Canadian securities and may be prohibited from selling certain securities and products in certain jurisdictions in Canada. If you wish to trade in any Canadian securities or other products in Canada please contact Goldman Sachs Canada Inc., an affiliate of The Goldman Sachs Group Inc., or another registered Canadian dealer. **Hong Kong:** Further information on the securities of covered companies referred to in this research may be obtained on request from Goldman Sachs (Asia) L.L.C. **India:** Further information on the subject company or companies referred to in this research may be obtained from Goldman Sachs (India) Securities Private Limited, Research Analyst - SEBI Registration Number INH000001493, 951-A, Rational House, Appasaheb Marathe Marg, Prabhadevi, Mumbai 400 025, India, Corporate Identity Number U74140MH2006FTC160634, Phone +91 22 6616 9000, Fax +91 22 6616 9001. Goldman Sachs may beneficially own 1% or more of the securities (as such term is defined in clause 2 (h) the Indian Securities Contracts (Regulation) Act, 1956) of the subject company or companies referred to in this research report. Investment in securities market are subject to market risks. Read all the related documents carefully before investing. Registration granted by SEBI and certification from NISM in no way guarantee performance of the intermediary or provide any assurance of returns to investors. Goldman Sachs (India) Securities Private Limited Investor Grievance E-mail: india-client-support@gs.com. Compliance Officer: Anil Rajput | Tel: + 91 22 6616 9000 | Email: anil.m.rajput@gs.com. **Japan:** See below. **Korea:** This research, and any access to it, is intended only for "professional investors" within the meaning of the Financial Services and Capital Markets Act, unless otherwise agreed by Goldman Sachs. Further information on the subject company or companies referred to in this research may be obtained from Goldman Sachs (Asia) L.L.C., Seoul Branch. **New Zealand:** Goldman Sachs New Zealand Limited and its affiliates are neither "registered banks" nor "deposit takers" (as defined in the Reserve Bank of New Zealand Act 1989) in New Zealand. This research, and any access to it, is intended for "wholesale clients" (as defined in the Financial Advisers Act 2008) unless otherwise agreed by Goldman Sachs. A copy of certain Goldman Sachs Australia and New Zealand disclosure of interests is available at: <https://www.goldmansachs.com/disclosures/australia-new-zealand/index.html>. **Russia:** Research reports distributed in the Russian Federation are not advertising as defined in the Russian legislation, but are information and analysis not having product promotion as their main purpose and do not provide appraisal within the meaning of the Russian legislation on appraisal activity. Research reports do not constitute a personalized investment recommendation as defined in Russian laws and regulations, are not addressed to a specific client, and are prepared without analyzing the financial circumstances, investment profiles or risk profiles of clients. Goldman Sachs assumes no responsibility for any investment decisions that may be taken by a client or any other person based on this research report. **Singapore:** Goldman Sachs (Singapore) Pte. (Company Number: 198602165W), which is regulated by the Monetary Authority of Singapore, accepts legal responsibility for this research, and should be contacted with respect to any matters arising from, or in connection with, this research. **Taiwan:** This material is for reference only and must not be reprinted without permission. Investors should carefully consider their own investment risk. Investment results are the responsibility of the individual investor. **United Kingdom:** Persons who would be categorized as retail clients in the United Kingdom, as such term is defined in the rules of the Financial Conduct Authority, should read this research in conjunction with prior Goldman Sachs research on the covered companies referred to herein and should refer to the risk warnings that have been sent to them by Goldman Sachs International. A copy of these risks warnings, and a glossary of certain financial terms used in this report, are available from Goldman Sachs International on request.

European Union and United Kingdom: Disclosure information in relation to Article 6 (2) of the European Commission Delegated Regulation (EU)

(2016/958) supplementing Regulation (EU) No 596/2014 of the European Parliament and of the Council (including as that Delegated Regulation is implemented into United Kingdom domestic law and regulation following the United Kingdom's departure from the European Union and the European Economic Area) with regard to regulatory technical standards for the technical arrangements for objective presentation of investment recommendations or other information recommending or suggesting an investment strategy and for disclosure of particular interests or indications of conflicts of interest is available at <https://www.gs.com/disclosures/europeanpolicy.html> which states the European Policy for Managing Conflicts of Interest in Connection with Investment Research.

Japan: Goldman Sachs Japan Co., Ltd. is a Financial Instrument Dealer registered with the Kanto Financial Bureau under registration number Kinsho 69, and a member of Japan Securities Dealers Association, Financial Futures Association of Japan Type II Financial Instruments Firms Association, The Investment Trusts Association, Japan, and Japan Investment Advisers Association. Sales and purchase of equities are subject to commission pre-determined with clients plus consumption tax. See company-specific disclosures as to any applicable disclosures required by Japanese stock exchanges, the Japanese Securities Dealers Association or the Japanese Securities Finance Company.

Global product; distributing entities

Goldman Sachs Global Investment Research produces and distributes research products for clients of Goldman Sachs on a global basis. Analysts based in Goldman Sachs offices around the world produce research on industries and companies, and research on macroeconomics, currencies, commodities and portfolio strategy. This research is disseminated in Australia by Goldman Sachs Australia Pty Ltd (ABN 21 006 797 897); in Brazil by Goldman Sachs do Brasil Corretora de Títulos e Valores Mobiliários S.A.; Public Communication Channel Goldman Sachs Brazil: 0800 727 5764 and / or contatogoldmanbrasil@gs.com. Available Weekdays (except holidays), from 9am to 6pm. Canal de Comunicação com o Público Goldman Sachs Brasil: 0800 727 5764 e/ou contatogoldmanbrasil@gs.com. Horário de funcionamento: segunda-feira à sexta-feira (exceto feriados), das 9h às 18h; in Canada by Goldman Sachs & Co. LLC; in Hong Kong by Goldman Sachs (Asia) L.L.C.; in India by Goldman Sachs (India) Securities Private Ltd.; in Japan by Goldman Sachs Japan Co., Ltd.; in the Republic of Korea by Goldman Sachs (Asia) L.L.C., Seoul Branch; in New Zealand by Goldman Sachs New Zealand Limited; in Russia by OOO Goldman Sachs; in Singapore by Goldman Sachs (Singapore) Pte. (Company Number: 198602165W); and in the United States of America by Goldman Sachs & Co. LLC. Goldman Sachs International has approved this research in connection with its distribution in the United Kingdom.

Goldman Sachs International ("GSI"), authorised by the Prudential Regulation Authority ("PRA") and regulated by the Financial Conduct Authority ("FCA") and the PRA, has approved this research in connection with its distribution in the United Kingdom.

European Economic Area: GSI, authorised by the PRA and regulated by the FCA and the PRA, disseminates research in the following jurisdictions within the European Economic Area: the Grand Duchy of Luxembourg, Italy, the Kingdom of Belgium, the Kingdom of Denmark, the Kingdom of Norway, the Republic of Finland and the Republic of Ireland; GSI - Succursale de Paris (Paris branch) which is authorised by the French Autorité de contrôle prudentiel et de résolution ("ACPR") and regulated by the Autorité de contrôle prudentiel et de résolution and the Autorité des marchés financiers ("AMF") disseminates research in France; GSI - Sucursal en España (Madrid branch) authorized in Spain by the Comisión Nacional del Mercado de Valores disseminates research in the Kingdom of Spain; GSI - Sweden Bankfilial (Stockholm branch) is authorized by the SFSA as a "third country branch" in accordance with Chapter 4, Section 4 of the Swedish Securities and Market Act (Sv. lag (2007:528) om värdepappersmarknaden) disseminates research in the Kingdom of Sweden; Goldman Sachs Bank Europe SE ("GSBE") is a credit institution incorporated in Germany and, within the Single Supervisory Mechanism, subject to direct prudential supervision by the European Central Bank and in other respects supervised by German Federal Financial Supervisory Authority (Bundesanstalt für Finanzdienstleistungsaufsicht, BaFin) and Deutsche Bundesbank and disseminates research in the Federal Republic of Germany and those jurisdictions within the European Economic Area where GSI is not authorised to disseminate research and additionally, GSBE, Copenhagen Branch filial af GSBE, Tyskland, supervised by the Danish Financial Authority disseminates research in the Kingdom of Denmark; GSBE - Sucursal en España (Madrid branch) subject (to a limited extent) to local supervision by the Bank of Spain disseminates research in the Kingdom of Spain; GSBE - Succursale Italia (Milan branch) to the relevant applicable extent, subject to local supervision by the Bank of Italy (Banca d'Italia) and the Italian Companies and Exchange Commission (Commissione Nazionale per le Società e la Borsa "Consob") disseminates research in Italy; GSBE - Succursale de Paris (Paris branch), supervised by the AMF and by the ACPR disseminates research in France; and GSBE - Sweden Bankfilial (Stockholm branch), to a limited extent, subject to local supervision by the Swedish Financial Supervisory Authority (Finansinspektionen) disseminates research in the Kingdom of Sweden.

General disclosures

This research is for our clients only. Other than disclosures relating to Goldman Sachs, this research is based on current public information that we consider reliable, but we do not represent it is accurate or complete, and it should not be relied on as such. The information, opinions, estimates and forecasts contained herein are as of the date hereof and are subject to change without prior notification. We seek to update our research as appropriate, but various regulations may prevent us from doing so. Other than certain industry reports published on a periodic basis, the large majority of reports are published at irregular intervals as appropriate in the analyst's judgment.

Goldman Sachs conducts a global full-service, integrated investment banking, investment management, and brokerage business. We have investment banking and other business relationships with a substantial percentage of the companies covered by Global Investment Research. Goldman Sachs & Co. LLC, the United States broker dealer, is a member of SIPC (<https://www.sipc.org>).

Our salespeople, traders, and other professionals may provide oral or written market commentary or trading strategies to our clients and principal trading desks that reflect opinions that are contrary to the opinions expressed in this research. Our asset management area, principal trading desks and investing businesses may make investment decisions that are inconsistent with the recommendations or views expressed in this research.

We and our affiliates, officers, directors, and employees will from time to time have long or short positions in, act as principal in, and buy or sell, the securities or derivatives, if any, referred to in this research, unless otherwise prohibited by regulation or Goldman Sachs policy.

The views attributed to third party presenters at Goldman Sachs arranged conferences, including individuals from other parts of Goldman Sachs, do not necessarily reflect those of Global Investment Research and are not an official view of Goldman Sachs.

Any third party referenced herein, including any salespeople, traders and other professionals or members of their household, may have positions in the products mentioned that are inconsistent with the views expressed by analysts named in this report.

This research is focused on investment themes across markets, industries and sectors. It does not attempt to distinguish between the prospects or performance of, or provide analysis of, individual companies within any industry or sector we describe.

Any trading recommendation in this research relating to an equity or credit security or securities within an industry or sector is reflective of the investment theme being discussed and is not a recommendation of any such security in isolation.

This research is not an offer to sell or the solicitation of an offer to buy any security in any jurisdiction where such an offer or solicitation would be illegal. It does not constitute a personal recommendation or take into account the particular investment objectives, financial situations, or needs of individual clients. Clients should consider whether any advice or recommendation in this research is suitable for their particular circumstances and, if appropriate, seek professional advice, including tax advice. The price and value of investments referred to in this research and the income from them may fluctuate. Past performance is not a guide to future performance, future returns are not guaranteed, and a loss of original capital may occur.

Fluctuations in exchange rates could have adverse effects on the value or price of, or income derived from, certain investments.

Certain transactions, including those involving futures, options, and other derivatives, give rise to substantial risk and are not suitable for all investors. Investors should review current options and futures disclosure documents which are available from Goldman Sachs sales representatives or at <https://www.theocc.com/about/publications/character-risks.jsp> and https://www.fiadocumentation.org/fia/regulatory-disclosures_1/fia-uniform-futures-and-options-on-futures-risk-disclosures-booklet-pdf-version-2018. Transaction costs may be significant in option strategies calling for multiple purchase and sales of options such as spreads. Supporting documentation will be supplied upon request.

Differing Levels of Service provided by Global Investment Research: The level and types of services provided to you by Goldman Sachs Global Investment Research may vary as compared to that provided to internal and other external clients of GS, depending on various factors including your individual preferences as to the frequency and manner of receiving communication, your risk profile and investment focus and perspective (e.g., marketwide, sector specific, long term, short term), the size and scope of your overall client relationship with GS, and legal and regulatory constraints. As an example, certain clients may request to receive notifications when research on specific securities is published, and certain clients may request that specific data underlying analysts' fundamental analysis available on our internal client websites be delivered to them electronically through data feeds or otherwise. No change to an analyst's fundamental research views (e.g., ratings, price targets, or material changes to earnings estimates for equity securities), will be communicated to any client prior to inclusion of such information in a research report broadly disseminated through electronic publication to our internal client websites or through other means, as necessary, to all clients who are entitled to receive such reports.

All research reports are disseminated and available to all clients simultaneously through electronic publication to our internal client websites. Not all research content is redistributed to our clients or available to third-party aggregators, nor is Goldman Sachs responsible for the redistribution of our research by third party aggregators. For research, models or other data related to one or more securities, markets or asset classes (including related services) that may be available to you, please contact your GS representative or go to <https://research.gs.com>.

Disclosure information is also available at <https://www.gs.com/research/hedge.html> or from Research Compliance, 200 West Street, New York, NY 10282.

© 2023 Goldman Sachs.

No part of this material may be (i) copied, photocopied or duplicated in any form by any means or (ii) redistributed without the prior written consent of The Goldman Sachs Group, Inc.